

# SKIP\*HOP®



## GLOW WITH ME™ portable acorn sound machine

**FCC INFORMATION:**  
**ICES-003 INFORMATION:**  
**CAN ICES-3 (B)/NMB-3(B):**

**CAUTION:** Changes or modifications not expressly approved by the party responsible for compliance could void the user's authority to operate the equipment.

This device complies with part 15 of the FCC Rules. Operation is subject to the following two conditions: (1) This device may not cause harmful interference, and (2) this device must accept any interference received, including interference that may cause undesired operation.

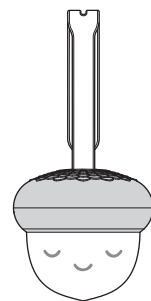
**NOTE:** This equipment has been tested and found to comply with the limits for a Class B digital device, pursuant to part 15 of the FCC Rules. These limits are designed to provide reasonable protection against harmful interference in a residential installation. This equipment generates, uses and can radiate radio frequency energy and, if not installed and used in accordance with the instructions, may cause harmful interference to radio communications. However, there is no guarantee that interference will not occur in a particular installation. If this equipment does cause harmful interference to radio or television reception, which can be determined by turning the equipment off and on, the user is encouraged to try to correct the interference by one or more of the following measures:

- Reorient or relocate the receiving antenna.
- Increase the separation between the equipment and the receiver.
- Connect the equipment to an outlet on a circuit different from that to which the receiver is connected.
- Consult the dealer or an experienced radio/TV technician for help.

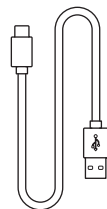
© Skip Hop, Inc.  
100 W 33 ST, STE 1125, NY, NY 10001  
In the US: 888.782.9548  
US warranty: www.skiphop.com  
90214310-01

## These instructions must be retained since it contains important information.

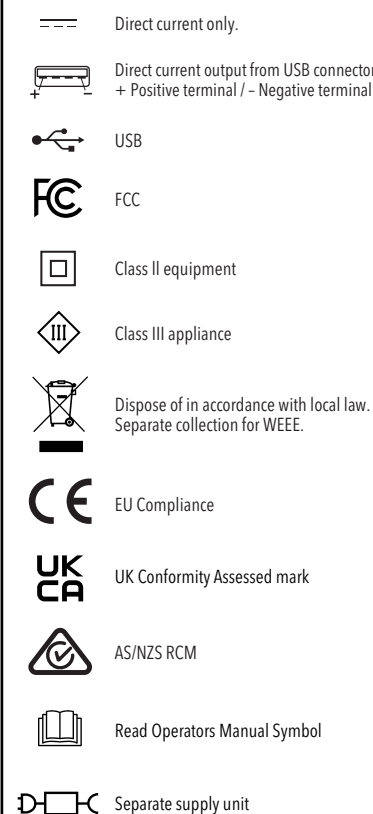
### CONTENTS:



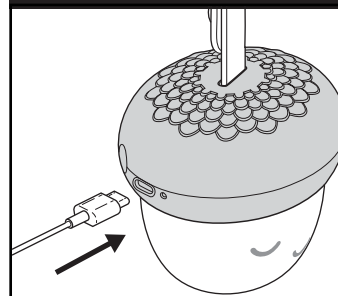
Portable Acorn  
Sound Machine



USB Cord



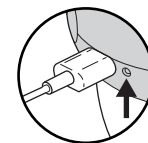
### INSTRUCTIONS:



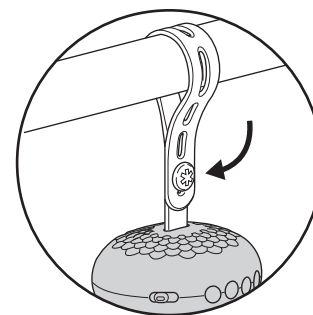
**Power Source:** Ensure USB cord is connected into item first before inserting into power source. Connect a 5.0V DC 2.0A MAXIMUM output adapter (power adapter not included).

**STOP** Use with 5.0V DC 2.0A MAXIMUM output adapter only! Do not use any other adapter as this may damage the item.

Place sound machine on a flat level surface and out of children's reach while charging.

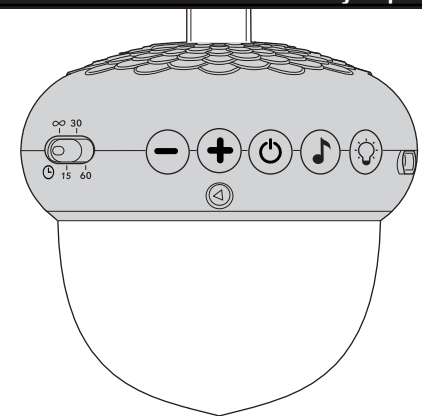


**Red Light:** Below 10% battery  
**Green Light:** Charging  
**Off:** Fully charged  
**Charging Time:** 2.5 hours  
**Operating Time:** 12+ hours



**Hanging Strap:** Push button through button hole to attach to strollers, carriers, diaper bags and more.

### Adult assembly required.



**On-Off Button:**  
Remembers last setting



**Volume Control:**  
Off → full volume



**Timer:** Auto-off after 15, 30, or 60 min.  
Or continuous on.



**Songs:** Press to scroll between 10 song/sound options:

- Pink Noise
- Shush
- Chimes And Crickets
- Gentle Waves
- Shimmering Lullaby
- Brown Noise
- Bird In The Forest
- Soothing Wind
- Brahms' Lullaby
- Neon Ambience



**Light Control:**  
Press button to toggle through 3 brightness settings (Light off → full brightness).

**WARNING:** This product is not a toy. This product contains non replaceable batteries. To avoid risk of fire, burns, electric shock and injury, it should not be played with or placed where small children can reach it. To reduce the risk of electric shock: always unplug the appliance from the electrical outlet immediately after using and before cleaning; do not reach for an appliance that has fallen into water—unplug it immediately; do not place or store appliance where it can fall or be pulled into a tub or sink; do not place in or drop into water or other liquid. To reduce the risk of burns, fire, electric shock or injury to persons: close supervision is necessary when this appliance is used by or near children. Cord may be a strangulation hazard. Keep out of reach of children. Do not use with extension cords. Always use with adult supervision. The product is not to be connected to more than recommended number of power supplies. Do not leave infant unattended with product. Do not place product in crib. Inspect product before each use and discard if damaged or worn. The transformer (not included) is not a toy. Do not clean with liquids. For EU market, the product is only to be connected to class II equipment bearing the symbol or class III equipment bearing the symbol . For US market, connect the product to a class 2 power supply, switching adapter. The transformer or power supply (not included) used with the product should be regularly examined for potential hazard, such as damage to the cable or cord, plug, enclosure of other parts and that in the event of such damage, the product must not be used until that damage had been properly removed. Power adapter must not be connected for any purpose when soother is not in an indoor dry location. Do not charge if product is wet. Before charging inspect and ensure product is completely dry. Do not use product in rain or if wet. Keep away from open windows where rain spray may occur. Please retain for future reference.

**IMPORTANT SAFETY INSTRUCTIONS:** Ensure USB cord is connected into item first before inserting into power source. User shall only connect to 5V output adapter 5.0V DC, 2.0A. No serviceable or replacement parts inside. Misuse can cause electrical shock. The ventilation should not be impeded by covering the product with items, such as newspapers, tablecloths, curtains, etc. No naked flame sources, such as lighted candles, should be placed on the apparatus. The apparatus shall not be exposed to dripping or splashing and that no objects filled with liquids, such as vases, shall be placed on the apparatus. Do not use if liquid has entered the product. Inspect entire product frequently and discard at first sign of damage.



**WARNING:** ALWAYS use with adult supervision. DO NOT leave baby unattended with product. NEVER place product in crib. Do not allow this item or any other product to interfere with proper functioning of carrier or stroller restraint system. Only use with baby seated with harness straps in place. Remove and discard all packaging material prior to use. NEVER use this product in a motor vehicle. Death or serious injury can occur from your child's contact with hard objects during a crash.

Under the environment with electrostatic discharge the product may malfunction and requires user reset. Under the environment with Electrical Fast Transient/Burst the product may malfunction and requires user reset.

### CLEANING & CARE:

Make sure sound machine is off, unplugged and not charging before cleaning. Clean with dry cloth only. Do not drop on hard surfaces or expose to moisture. Do not submerge in water.

### CONSUMER INFORMATION: SAFETY AND DISPOSAL

Do not dispose of Waste Electrical Electronic Equipment (WEEE) in unsorted municipal waste; collect separately. Dispose of at WEEE collection sites per local regulation. WEEE contains chemicals that are hazardous to the environment and human health. The end-user's participation is critical to the success of WEEE collection.



Do not dispose  
of WEEE in trash.